



A factory built combination system for use in industrial and service applications.

Designed for flexibility, this unique modular approach offers the most installation solutions for customer specific applications.


Modular Combi is an IP44 enclosure system that will allow the combination of common or mixed BSEN 60309 outlets and/or Masterseal outlets, with any DIN rail mounting devices.

An IP44 modular enclosure system allowing up to five rows of common or mixed outlets with any DIN rail mounting devices


DIN rail selection includes switch disconnectors, MCBs, RCBOs, RCDs, contactors and timeswitches.



Socket outlet selection includes 16A, 32A and 63A angled socket outlets across all relevant voltages



Switchsocket outlet selection includes 16A and 32A switched socket outlets across a range of voltages 100-130V, 200-250V and 380-415V.



Masterseal outlet selection includes any 1 gang Masterseal socket or switch



SOCKET
OUTLET
SELECTION
(IP44)

SOCKET
OUTLETS

100 - 130V
50 - 60 Hz



200 - 250V
50 - 60 Hz



380 - 415V
50 - 60 Hz



440 - 460V
50 - 60 Hz



>50 - 250V
d.c.



Amps Pin. Configuration

Earth Hour Pos

Earth Hour Pos

Earth Hour Pos

Earth Hour Pos

Earth Hour Pos

IS TRAN ~
50 - 60Hz



Earth Hour Pos

>50V
100 - 300 Hz



Earth Hour Pos

>50V
300 - 500 Hz



Earth Hour Pos

SWITCHSOCKET
OUTLETS

100 - 130V
50 - 60 Hz



Earth Hour Pos

200 - 250V
50 - 60 Hz



Earth Hour Pos

380 - 415V
50 - 60 Hz

Earth Hour Pos

Amps	Pin. Configuration	100 - 130V 50 - 60 Hz	200 - 250V 50 - 60 Hz	380 - 415V 50 - 60 Hz	440 - 460V 50 - 60 Hz	>50 - 250V d.c.	IS TRAN ~ 50 - 60Hz	>50V 100 - 300 Hz	>50V 300 - 500 Hz	100 - 130V 50 - 60 Hz	200 - 250V 50 - 60 Hz	380 - 415V 50 - 60 Hz
16	2P+E	K9400 YEL 4	K9401 BLU 6			K9403 GRY 3	K9404 GRY 12			K9802 YEL 4	K9803 BLU 6	
16	3P+E	K9405 YEL 4	K9406 BLU 9	K9407 RED 6				K9410 GRN 10	K9411 GRN 2			K9807 RED 6
16	3P+N+E	K9413 YEL 4	K9414 BLU 9	K9415 RED 6	K9416 RED 11				K9417 GRN 2			K9815 RED 6
32	2P+E	K9432 YEL 4	K9433 BLU 6							K9865 SYEL 4	K9866 BLU 6	
32	3P+E	K9435 YEL 4		K9437 RED 6								K9870 RED 6
32	3P+N+E		K9444 BLU 9	K9445 RED 6	K9446 RED 11				K9447 GRN 2			K9873 RED 6
63	2P+E		K9544 BLU 6									
63	3P+E			K9565 RED* 6								
63	3P+N+E			K9570 RED* 6								

*socket outlet - Angled

DIN RAIL
SELECTION

RCDs, MCBs &
CONTACTOR
MODULES

SWITCH
DISCONNECTOR

MCB
SINGLE
POLE
TYPE B
6Ka

TYPE C
6Ka

TYPE B
10Ka

TYPE C
10Ka

TYPE D*
10Ka

MCB*
DOUBLE
POLE
TYPE B
10Ka

TYPE C
10Ka

TYPE D
10Ka

MCB*
TRIPLE
POLE
TYPE B
10Ka

TYPE C
10Ka

TYPE D
10Ka

RCBO
WITH
SOLID
NEUTRAL
6Ka

30mA

10mA

30mA

RCD
230V
DOUBLE
POLE

10mA

30mA

RCD
PULSATING DC FAULT
CURRENT SENSITIVE

10mA

30mA

RCD TIME
230/400v
FOUR POLE

30mA

CONTACTORS

ONE







TWO

THREE

RATING	SWITCH DISCONNECTOR	MCB SINGLE POLE TYPE B 6Ka	TYPE C 6Ka	TYPE B 10Ka	TYPE C 10Ka	TYPE D* 10Ka	MCB* DOUBLE POLE TYPE B 10Ka	TYPE C 10Ka	TYPE D 10Ka	MCB* TRIPLE POLE TYPE B 10Ka	TYPE C 10Ka	RCBO WITH SOLID NEUTRAL 6Ka	RCBO 30mA	RCD 110V DOUBLE POLE	RCD 230V DOUBLE POLE	RCD PULSATING DC FAULT CURRENT SENSITIVE	RCD TIME 230/400v FOUR POLE	CONTACTORS				
	TWO	ONE	ONE	ONE	ONE	ONE	TWO	TWO	TWO	THREE	THREE	THREE	TWO	TWO	TWO	TWO	FOUR	ONE	TWO	THREE		
16A		5916s	8716s	17116s	11116s	15116s	17216s	11216s	15216s	17316s	11316s	15316s	6344s	6016s	6416s	6316s	5716s	6216s	6716s			
20A																		6220s	6270s	6420s		
25A																		6425s				
32A		5932s	8732s	17132s	11132s	15132s	17232s	11232s	15232s	17332s	11332s	15332s	6348s		6032s		6730s		6630s			
40A																		6440s		7240s	7440s	
63A		5560s		17163s	11163s	15163s	17263s	11263s	15263s	17363s	11363s	15363s					5760s		5660s	6463s	7263s	7463s
80A																		5780s				
100A		5500s																7700s				

* Available for Modular Combination units only

TIME SWITCH SELECTION

<p>SYNCHRONOUS THREE MODULE</p>  <p>5707s 7 DAY DIAL MIN SETTING 3 HOURS</p> <p>5724s 24 HOUR DIAL MIN SETTING 30 MINUTES</p>	<p>QUARTZ STABILISED THREE MODULE</p>  <p>5807s 7 DAY DIAL MIN SETTING 3 HOURS</p> <p>5824s 24 HOUR DIAL MIN SETTING 30 MINUTES</p>	<p>SYNCHRONOUS ONE MODULE</p>  <p>5833s 24 HOUR DIAL MIN SETTING 30 MINUTES</p>	<p>DIGITAL ONE CHANNEL TWO MODULE</p>  <p>5731s 24 HOUR/7 DAY DISPLAY MIN SETTING 1 MINUTE</p>	<p>ONE MODULE</p>  <p>5733s 24 HOUR DIAL MIN SETTING 1 MINUTE</p>	<p>DIGITAL TWO CHANNEL TWO MODULE</p>  <p>5732s 24 HOUR /7 DAY DISPLAY MIN SETTING 1 MINUTE</p>
--	---	--	---	---	--

MASTERSEAL SELECTION

<p>SOCKET OUTLETS</p> <p>13 AMP</p>  <p>56480 GRY 13 AMP 1 GANG UNSWITCHED</p>	<p>SWITCHES</p> <p>ENCLOSURES</p>  <p>56483 GRY 16 AMP 1 GANG 2P+E UNSWITCHED (NON UK)</p>	<p>SWITCHES</p> <p>SWITCH MODULES</p>  <p>56420 GRY 1 GANG FOR USE WITH ANY ONE SWITCH MODULE</p> <p>56421 GRY 1 GANG WITH NEON FOR USE WITH ANY SWITCH AND ANY NEON MODULE</p> <p>56422 GRY 2 GANG FOR USE WITH ANY TWO SWITCH MODULES</p>	<p>SWITCHES</p> <p>SWITCH MODULES</p>  <p>56891 BLK 20 AMP SP ONE-WAY</p> <p>56892 BLK 20 AMP SP TWO-WAY</p> <p>56893 BLK 20 AMP INTERMEDIATE</p> <p>56896 BLK 20 AMP DP ONE-WAY</p>	<p>SWITCHES</p> <p>SWITCH MODULES</p>  <p>56881 BLK 10 AMP SP ONE-WAY</p> <p>56882 BLK 10 AMP SP TWO-WAY</p> <p>56883 BLK 10 AMP DP ONE-WAY</p>
---	---	--	---	--

SUMMARY GUIDE

STEP 1 Choose the type and number of socket outlets

		SOCKET OUTLETS - STRAIGHT							SOCKET OUTLETS - INTERLOCKED					
		100-130V	200-250V	380-415V	440-460V	>50-250V d.c.	IS TRAN	>50V 100-300Hz	>50V 300-500Hz	100-130V	200-250V	380-415V		
16	2P+E	K9400 YEL	K9401 BLU			K9403 GRY	K9404 GRY					K9802 SYEL	K9803 SBLU	
16	3P+E	K9405 YEL	K9406 BLU	K9407 RED				K9410 GRN	K9411 GRN					K9807 SRED
16	3P+N+E	K9413 YEL	K9414 BLU	K9415 RED	K9416 RED				K9417 GRN					K9815 SRED
32	2P+E	K9432 YEL	K9433 BLU									K9865 SYEL	K9866 SBLU	
32	3P+E	K9435 YEL		K9437 RED										K9870 SRED
32	3P+N+E		K9444 BLU	K9445 RED	K9446 RED				K9447 GRN					K9873 SRED
63	2P + E		K9544 BLU											
63	3P+E			K9565 RED*										
63	3P+N+E			K9570 RED*										

STEP 2 Choose the type of circuit protection for the outlets

Rating	SWITCH D/C	MCB SINGLE					MCB DOUBLE			MCB TRIPLE			RCBO SOLID NEUTRAL	RCD 110V DOUBLE	RCD 230V DOUBLE	RCD PULSATING FAULT SENSITIVE	RCD 230/400V FOUR POLE		
		TYPE B	TYPE C	TYPE B	TYPE C	TYPE D	TYPE B	TYPE C	TYPE D	TYPE B	TYPE C	TYPE D							
16A		5916s	8716s	171916s	11116s	15116s	17216s	11216s	15216s	17316s	11316s	15316s	6344s	6016s	6416s	6316s	5716s	6216s	6716s
25A																			6425s
32A		5932s	8732s	17132s	11132s	15132s	17232s	11232s	15232s	17332s	11332s	15332s	6348s		6032s		6730s		6630s
40A																			6440s
63A	5560s					15163s	17263s	11263s	15263s	17363s	11363s	15363s					5760s		6463s
80A																	5780s		5660s
100A	5500s																7700s		

STEP 3 Choose the Control Products

CONTACTORS RATING	ONE MODULE	TWO MODULE	THREE MODULE	TIME SWITCHES							
				SYNCHRO THREE MODULE	QUARTZ STABILISED THREE MODULE	SYNCHRO ONE MODULE	DIGITAL ONE CHANNEL TWO MODULE	ONE MODULE	DIGITAL TWO CHANNEL TWO MODULE		
16A											
20A	6720s	6420s									
25A											
32A											
40A		7240s	7440s								
63A		7263s	7463s								

STEP 4 Choose any Masterseal Products

MASTERSEAL				
SOCKET OUTLETS	ENCLOSURES	SWITCH MODULES	ENCLOSURES	SWITCH MODULES
13AMP	16AMP	20AMP	10AMP	
56480 GRY	56483 GRY	56420 GRY	56891	56881
		56421 GRY	56892	56882
		56422 GRY	56893	56883
			56896	

STEP 5 Contact our office for advice or to place your order