

Dimensions Class 600

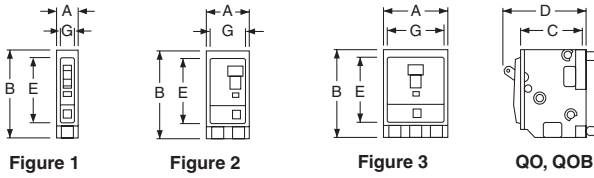


Figure 1 Figure 2 Figure 3 QO, QOB

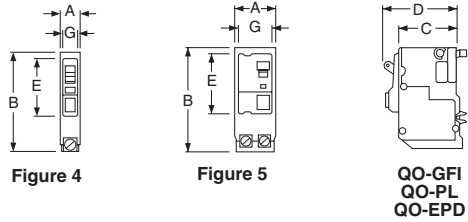


Figure 4 Figure 5 QO-GFI, QO-PL, QO-EPD

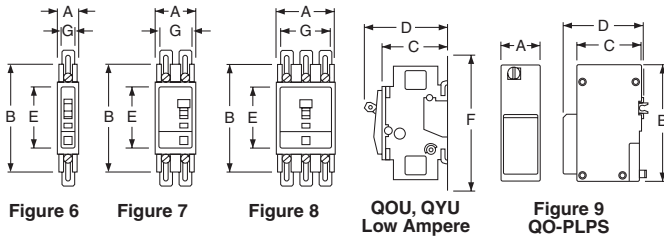


Figure 6 Figure 7 Figure 8 QOU, QYU Low Ampere Figure 9 QO-PLPS

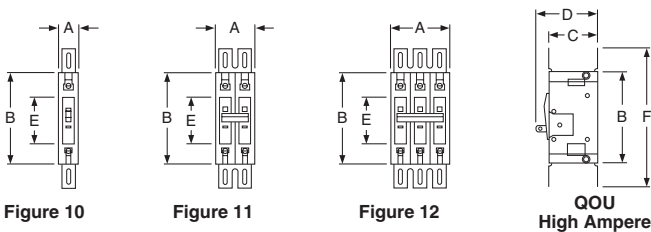


Figure 10 Figure 11 Figure 12 QOU High Ampere

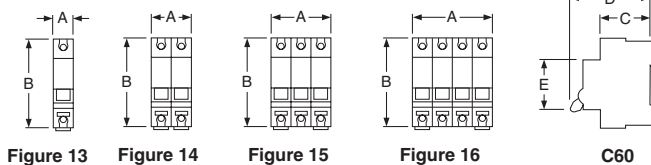


Figure 13 Figure 14 Figure 15 Figure 16 C60

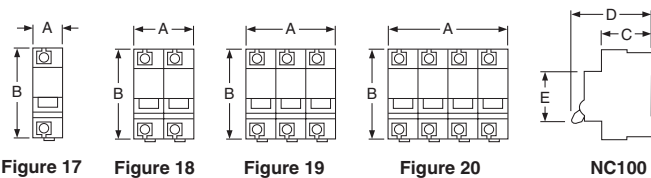


Figure 17 Figure 18 Figure 19 Figure 20 NC100

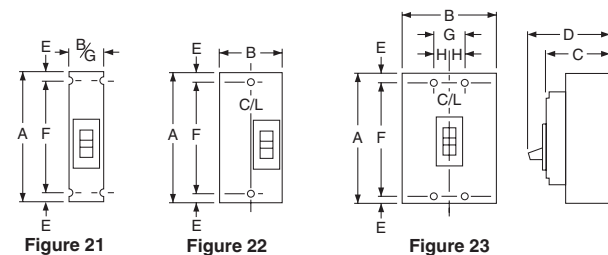


Figure 21 Figure 22 Figure 23

QO®, QOU, EH Circuit Breakers

Circuit Breaker Catalog No. Prefix	No. Poles	Fig. No.	Dimensions—Inches						
			A	B	C	D	E	F	G
QO, QOB	1	1	0.75	3.00▲	2.31	2.91	2.25	...	0.59
	2	2	1.50	3.00▲	2.31	2.91	2.25	...	1.34
	3	3	2.25	3.00▲	2.31	2.91	2.25	...	2.09
QOB-VH 150 A QOB-VH 110-150 A	2	2	3.0	5.72	2.53	4.90	3.78	...	2.85
	3	3	4.50	5.72	2.53	4.90	3.78	...	4.35
QO-PL QO-GFI QO-EPD	1	4	0.75	4.12■	2.31	2.91	2.25	...	0.59
	2	5	1.50	4.12■	2.31	2.91	2.25	...	1.34
	3	5	2.25	4.12■	2.31	2.91	2.25	...	2.09
QOU QYU Low Ampere	1	6	0.75	4.05◆	2.38	2.98	2.25	5.00▼	0.62
	2	7	1.50	4.05◆	2.38	2.98	2.25	5.00▼	1.37
	3	8	2.25	4.05★	2.38	2.98	2.25	5.00△	2.12
QOU High Ampere	1	10	0.75	4.45	2.37	2.96	2.25	6.78	...
	2	11	1.50	4.45	2.37	2.96	2.25	6.78	...
	3	12	2.25	4.45	2.37	2.96	2.25	6.78	...
MULTI 9™ C60N	1	13	0.71	3.19	1.73	2.76	1.77
	2	14	1.42	3.19	1.73	2.76	1.77
	3	15	2.13	3.19	1.73	2.76	1.77
	4	16	2.84	3.19	1.73	2.76	1.77
MULTI 9 NC100	1	17	1.06	3.19	1.73	2.76	1.77
	2	18	2.13	3.19	1.73	2.76	1.77
	3	19	3.19	3.19	1.73	2.76	1.77
	4	20	4.25	3.19	1.73	2.76	1.77
QO-PLPS Power Supply	2	9	1.45	4.35	2.42	3.11

▲ 35-70 A is 3.12 in; 80-100 A 2-pole and 70-100 A 3-pole are 3.50 in.
 ■ QO-PL is 4.55 in.
 ◆ 80-100 A 1-pole and 80-125 A 2-pole are 4.45 in.
 ★ 70-100 A 4.45 in.
 ▼ 80-100 A 1-pole and 80-125 A 2-pole are 6.78 in.
 △ 70-100 A is 6.78 in.

QB, QD, QG, QJ, Q4, FA, FI, KA, KI, LA, MA, ME and MX Circuit Breakers

Circuit Breaker Catalog No. Prefix	No. Poles	Fig. No.	Dimensions—Inches							
			A	B	C	D	E	F	G	H
QB, QD, QG, QJ	2	22	6.47	3.00	3.02	3.93	□	4.25
	3	23	6.47	4.50	3.02	3.93	□	4.25	1.50	0.75
FAL, FHL, FCL◆	1	21	6.00	1.50	3.16	4.13	0.44	5.13	1.50	...
	2	22	6.00	3.00◇	3.16	4.13	0.44	5.13
	3	23	6.00	4.50	3.16	4.13	0.44	5.13	1.50	0.75
FIL, KAL, KHL, KCL, KIL	2 & 3	23	8.00	4.50	3.66	4.75	0.44	7.13	1.50	0.75
Q4L, LAL, LHL	2 & 3	23	11.00	6.00	4.06	5.84	0.88	9.25	2.00	1.00
MAL, MHL	2 & 3	23	14.00	9.00	4.53	6.50	1.66	10.69	3.00	1.50

□ Dimensions E are 1.59 in at ON end and 0.63 in at OFF end.
 ◇ FCL 2-pole circuit breaker dimension B is 4.50 as in Fig. 23.