

## HIGH-CURRENT GFCI



8895-W

## SmartLock® High-Current GFCI Adds Ground-Fault Protection to Heavy Equipment

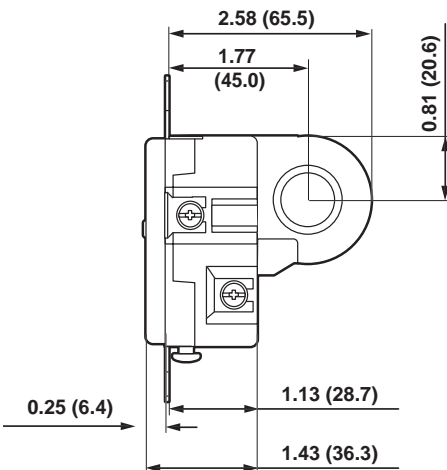
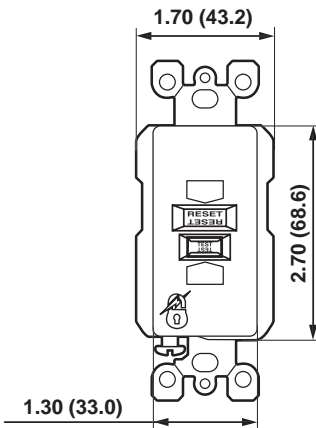
Dedicated Only for 3- and 4-Wire Systems That Include Grounded Neutral

These High-Current GFCI provides critical ground fault protection for OEM's to add to spas and industrial equipment as required by the National Electrical Code. It features the same internal circuitry as other back and side wired GFCI receptacles, but works by tripping a relay unit supplied by the manufacturer rather than tripping the motor directly. Developed for equipment with current requirements of up to 80 amperes, Cat. No. 8895 is UL-recognized and requires a 120VAC line-side feed for sensor electronics to operate. Conductors for the equipment pass through the Sense Transformer (donut) in the back of the GFCI. The sensor monitors current flow between all conductors. When a current imbalance caused by a ground fault of more than 5mA ( $\pm 1$ mA) occurs, the GFCI trips the relay, disconnecting power to the equipment.

NOTE: Each Cat. No. 8895 and contactor or relay combination MUST be approved by UL. See Table 1 for 50-amp relays and Table 2 for 80-amp relays that have been approved for use with Cat. No. 8895.

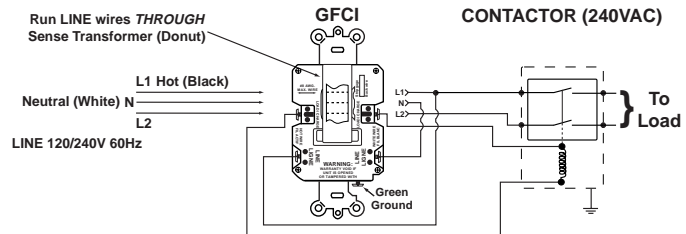
### Features:

- Adds ground fault protection to heavy equipment
- Contact rating at GFCI: 20-125V; load capability with 125V control relay 80A @ 240V max.
- TEST and RESET buttons confirm proper operation
- Ideal for use with spas, heater packs, high pressure washers, industrial mixers and other equipment

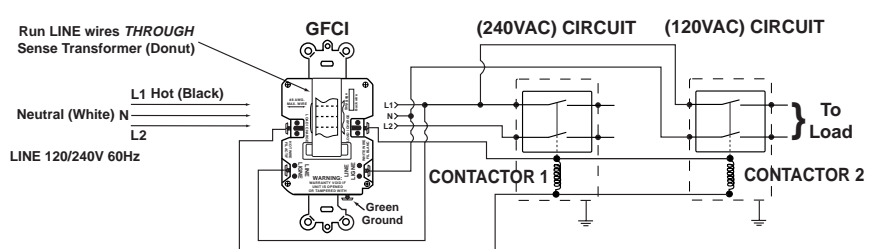


Cat. No. 8895

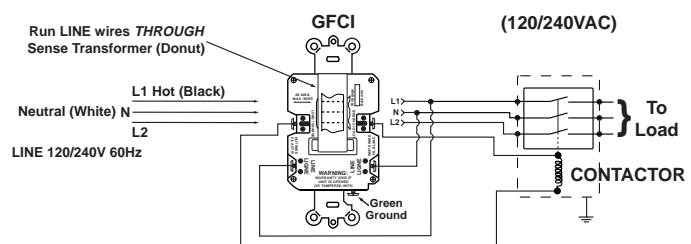
### 80 AMP GFCI WIRING DIAGRAM 1—240V LOAD ONLY



### 80 AMP GFCI WIRING DIAGRAM 2—MULTIPLE CONTACTORS



### 80 AMP GFCI WIRING DIAGRAM 3—120/240V CIRCUIT WITH ONE 3-POLE CONTACTOR




## HIGH-CURRENT GFCI

### 50-Amp and 80-Amp Auxiliary Relay (Contactor) Information

**Features:**

- The contactors below have been tested in accordance with UL Standard 943 for GFCI's. No other relays can be substituted
- No loads other than the 120V contactor coils may be connected to the Cat. No. 8895 load terminals
- Indicator Lights used on the load terminals of Cat. No. 8895 must be rated no higher than 7.5W. Higher ratings on the load terminals will slow the response time of contactors

**Cat. No. 8895**

- **Rated: 80A-120/240VAC, 60 Hz** maximum load using an Auxiliary Relay (not supplied). GFCI Load Terminals are used to supply relay coils at 125V, 60 Hz up to a maximum of 0.6 amperes.
- **Voltage: 120/240VAC, 60 Hz**
- **UL Recognized Component**  #E-48380

Manufacturer	Cat. No.	Full Load Amp Rating	Volts	Poles
Joslyn Clark	A77-306657A-1	30	240	2
Joslyn Clark	A77-306680A	20	240	2
Joslyn Clark	A77-288520A-1	50	240	3
Joslyn Clark	A77-309046A-221	50	240	3
Potter & Brumfield	P31E42AQ0105	50	240	3
Square D	DP32V02	28	240	2
Furnas	45CA20AF	20	240	2
Furnas	42CE35AF106	40	240	3
Furnas	45CG20AF	20	240	2
Furnas	45DG20AF	20	240	2
Furnas	45EG20AF	30	240	2
Furnas	45FG20AF	30	240	2
Furnas	45GG20AF	33	240	2
Products Unlimited	3300-20T15 100	30	240	2
Products Unlimited	3300-30T15 100	40	30	3

**Table 1 – 50 AMPS**

- The GFCI can protect up to a maximum of 50 amps using any combination of the Contactors listed in Table 1
- Maximum short-circuit rating of 2000 amps

Manufacturer	Cat. No.	Full Load Amp Rating	Resistive Amp Rating	Max. Fuse Size	Wire Size
Joslyn Clark	A77-288520A-1	75	90	80	4
Furnas	42FE35AF106	75	93	80	4
Joslyn Clark	A77-309046A-221	50	50	50	6
Products Unlimited	3300-30J10-100CL	40	50	50	6
Products Unlimited	3300-20T6-100	30	40	40	8
Square D	DP32V02	30	40	40	8
Joslyn	A77-306657-A1	30	40	40	8
Furnas	45DG20AF	25	35	35	8
Joslyn Clark	A77-306680A-1	20	30	30	10

**Table 2 – 80 AMPS**

- The GFCI can protect up to a maximum of 80 amps using any combination of ONLY the Contactors listed in Table 2
- Maximum short-circuit rating of 5000 amps