

Specify **XTRA GUARD® 2** for unmatched resistance to oils, fuels, solvents and water; two to three times the tensile, tear and abrasion resistance as compared to conventional PVC cables and in applications requiring ultraviolet light stability and fungus resistance.

**XTRA GUARD® 2** features fully color-coded PVC insulated tinned copper conductors with a specially formulated extra-rugged polyurethane jacket.

**XTRA GUARD® 2** is available in both 300 Volt and 600 Volt UL and CSA cable styles.

## APPLICATIONS

- CNC Machine Centers
- Automotive Assembly Plant Operations
- Military Ground Support Systems
- Packaging Machinery
- Petrochemical Plant Operations
- Geophysical Exploration Equipment



### **FIT® TUBING RECOMMENDATION**

**FIT®-750** – Bonding Adhesive Lined, Irradiated Polyolefin  
(See Doc#7371 Page 127 for Product Specifications)

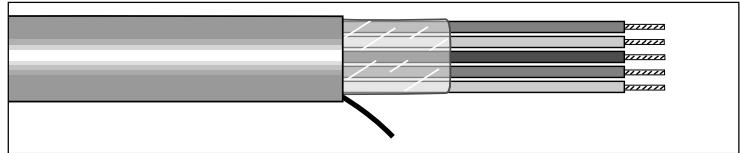
<b>Product Type</b>	<b>Page Number (s)</b>
Multiconductor, Unshielded 300 Volt .....	44, 45
Multiconductor, Unshielded 600 Volt .....	46
Multiconductor, Foil Shield 300 Volt .....	47, 48
Multiconductor, Foil Shield 600 Volt .....	49
Multiconductor, <b>SUPRASHIELD®</b> (Foil/Braid) 300 Volt .....	50, 51
Multiconductor, <b>SUPRASHIELD®</b> (Foil/Braid) 600 Volt .....	52
Multipair, Foil Shield 300 Volt .....	53
Multipair, <b>SUPRASHIELD®</b> (Foil/Braid) 300 Volt .....	54

### MULTICONDUCTOR, UNSHIELDED EXTRA-RUGGED POLYURETHANE JACKET

UL AWM 20668  
CSA AWM I A/B II A/B FT1  
300 VOLT

#### CHOOSE XTRA•GUARD 2 FOR:

- Now Rated to 90°C!
- Unmatched Resistance to Oils, Fuels, Solvents, and Water
- Twice the Tensile Strength of PVC
- Three Times the Tear and Abrasion Resistance of PVC
- Superior Low-Temperature Flexibility to -20°C
- Ultraviolet Light Stability (jacket color black)
- Extraordinary Fungus Resistance



#### XTRA•GUARD 2 APPLICATIONS:

- CNC Machine Centers
- Automotive Assembly Plant Operations
- Military Ground Support Systems
- Packaging Machinery
- Petrochemical Plant Operations
- Geophysical Exploration Equipment

#### CHARACTERISTICS

##### OPERATING TEMPERATURE:

- 20°C to 90°C

##### VOLTAGE RATING:

- 300 Volt

##### COLOR DESCRIPTION:

- Color Code: 24, 22 AWG Chart E [Doc#7397](#) Page 375, 20 AWG Chart D [Doc#7397](#) Page 375
- Jacket Colors: Yellow, Orange, Blue, Green, Red, Black, White and Gray

##### PRODUCT DESCRIPTION:

- Conductor: Stranded Tinned Copper
- Insulation: Color-Coded Premium PVC
- Nylon Rip Cord for Ease of Jacket Stripping
- Jacket: Specially Formulated Polyurethane

#### SPECIFICATIONS

- UL AWM Style 20668
- CSA AWM I A/B II A/B FT1
- Passes UL VW-1 Flame Test
- Passes CSA FT1 Flame Test

#### AVAILABILITY

- Made-To-Order: All available jacket colors, 1,000 ft (305m) minimum

#### FIT® TUBING RECOMMENDATION

FIT®-750 – Bonding Adhesive Lined, Irradiated Polyolefin (See [Doc#7371](#) Page 127 for Product Specifications)

FOR COMPLETE PRODUCT PERFORMANCE DATA, SEE TECHNICAL SECTION [Doc#7394](#).

24 AWG (0,23mm<sup>2</sup>), 7/32 (7x0,20mm), Insulation Thickness: 0.010" (0,25mm)

XTRA•GUARD 2 Part No.	No. of Cond.	Jacket Thickness		Nominal Diameter	
		Inches	mm	Inches	mm
25012	2	0.032	0,81	0.16	4,0
25013	3	0.032	0,81	0.17	4,4
25014	4	0.032	0,81	0.19	4,7
25016	6	0.032	0,81	0.21	5,3
25018	8	0.032	0,81	0.23	5,8
25020	10	0.032	0,81	0.24	6,2
25020/15	15	0.032	0,81	0.28	7,1
25020/20	20	0.032	0,81	0.31	7,9
25020/25	25	0.032	0,81	0.34	8,5

22 AWG (0,35mm<sup>2</sup>), 7/30 (7x0,25mm), Insulation Thickness: 0.010" (0,25mm)

XTRA•GUARD 2 Part No.	No. of Cond.	Jacket Thickness		Nominal Diameter	
		Inches	mm	Inches	mm
25002	2	0.032	0,81	0.17	4,3
25003	3	0.032	0,81	0.19	4,8
25004	4	0.032	0,81	0.20	5,2
25006	6	0.032	0,81	0.23	5,8
25008	8	0.032	0,81	0.25	6,4
25010	10	0.032	0,81	0.27	6,9
25010/15	15	0.032	0,81	0.31	7,9
25010/20	20	0.032	0,81	0.35	8,8
25010/25	25	0.032	0,81	0.38	9,6

20 AWG (0,56mm<sup>2</sup>), 7/28 (7x0,32mm), Insulation Thickness: 0.017" (0,43mm)

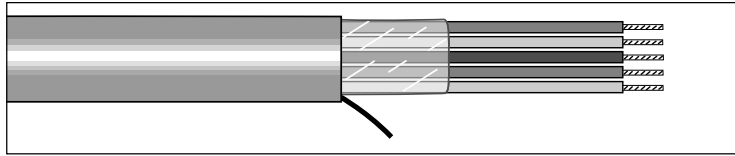
XTRA•GUARD 2 Part No.	No. of Cond.	Jacket Thickness		Nominal Diameter	
		Inches	mm	Inches	mm
25052	2	0.032	0,81	0.21	5,3
25053	3	0.032	0,81	0.23	5,9
25054	4	0.032	0,81	0.25	6,5
25056	6	0.032	0,81	0.29	7,4
25058	8	0.032	0,81	0.32	8,2
25060	10	0.032	0,81	0.35	8,8
25060/15	15	0.032	0,81	0.40	10,3
25060/20	20	0.032	0,81	0.45	11,5
25060/25	25	0.032	0,81	0.49	12,6
25060/30	30	0.032	0,81	0.53	13,5
25060/40	40	0.053	1,35	0.64	16,3
25060/50	50	0.053	1,35	0.70	17,8
25060/60	60	0.053	1,35	0.76	19,2
25060/70	70	0.053	1,35	0.80	20,4

UL AWM 20668  
CSA AWM I A/B II A/B FT1  
300 VOLT

### MULTICONDUCTOR, UNSHIELDED EXTRA-RUGGED POLYURETHANE JACKET

#### CHOOSE XTRA•GUARD 2 FOR:

- Now Rated to 90°C!
- Unmatched Resistance to Oils, Fuels, Solvents, and Water
- Twice the Tensile Strength of PVC
- Three Times the Tear and Abrasion Resistance of PVC
- Superior Low-Temperature Flexibility to -20°C
- Ultraviolet Light Stability (jacket color black)
- Extraordinary Fungus Resistance



#### XTRA•GUARD 2 APPLICATIONS:

- CNC Machine Centers
- Automotive Assembly Plant Operations
- Military Ground Support Systems
- Packaging Machinery
- Petrochemical Plant Operations
- Geophysical Exploration Equipment

#### CHARACTERISTICS

##### OPERATING TEMPERATURE:

- 20°C to 90°C

##### VOLTAGE RATING:

- 300 Volt

##### COLOR DESCRIPTION:

- Color Code: Chart D [Doc#7397](#) Page 375
- Jacket Colors: Yellow, Orange, Blue, Green, Red, Black, White and Gray

##### PRODUCT DESCRIPTION:

- Conductor: Stranded Tinned Copper
- Insulation: Color-Coded Premium PVC
- Nylon Rip Cord for Ease of Jacket Stripping
- Jacket: Specially Formulated Polyurethane

18 AWG (0,81mm<sup>2</sup>), 16/30 (16x0,25mm), Insulation Thickness: 0.017" (0,43mm)

XTRA•GUARD 2 Part No.	No. of Cond.	Jacket Thickness Inches	Jacket Thickness mm	Nominal Diameter Inches	Nominal Diameter mm
▲ 25062, 25062/1*	2	0.032	0,81	0.23	5,8
25063, 25063/1*	3	0.032	0,81	0.24	6,1
▲ 25064	4	0.032	0,81	0.26	6,6
▲ 25066	6	0.032	0,81	0.31	7,9
25068	8	0.032	0,81	0.33	8,4
▲ 25070	10	0.032	0,81	0.39	9,8
▲ 25070/15	15	0.032	0,81	0.45	11,5
25070/20	20	0.032	0,81	0.51	12,9
25070/25	25	0.032	0,81	0.56	14,1

16 AWG (1,23mm<sup>2</sup>), 19/0.0117 (19x0,29mm), Insulation Thickness: 0.017" (0,43mm)

XTRA•GUARD 2 Part No.	No. of Cond.	Jacket Thickness Inches	Jacket Thickness mm	Nominal Diameter Inches	Nominal Diameter mm
25072, 25072/1*	2	0.032	0,81	0.26	6,5
25073, 25073/1*	3	0.032	0,81	0.29	7,4
25074	4	0.032	0,81	0.32	8,1
25076	6	0.032	0,81	0.37	9,3
25078	8	0.032	0,81	0.41	10,4
25080	10	0.032	0,81	0.44	11,3
25080/15	15	0.032	0,81	0.52	13,2
25080/20	20	0.053	1,35	0.63	15,9
25080/25	25	0.053	1,35	0.68	17,3

\*Conductors color coded per international standards: brown, blue, green/yellow.

#### SPECIFICATIONS

- UL AWM Style 20668
- CSA AWM I A/B II A/B FT1
- Passes UL VW-1 Flame Test
- Passes CSA FT1 Flame Test



#### AVAILABILITY

- ▲ In Stock: 500 ft (152m) and 1000 ft (305m) put-ups, check for jacket color availability
- Made-To-Order: All available jacket colors, 1,000 ft (305m) minimum

#### FIT® TUBING RECOMMENDATION

FIT®-750 – Bonding Adhesive Lined, Irradiated Polyolefin (See [Doc#7371](#) Page 127 for Product Specifications)

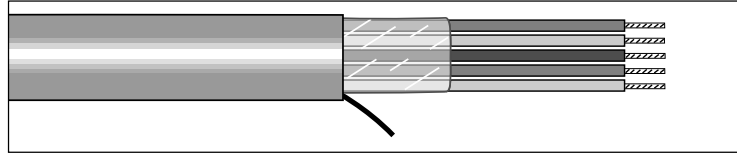
FOR COMPLETE PRODUCT PERFORMANCE DATA, SEE TECHNICAL SECTION [Doc#7394](#).

### MULTICONDUCTOR, UNSHIELDED EXTRA-RUGGED POLYURETHANE JACKET

UL AWM 20952  
CSA AWM I A/B II A/B FT1  
600 VOLT

#### CHOOSE XTRA•GUARD 2 FOR:

- Now Rated to 105°C!
- Unmatched Resistance to Oils, Fuels, Solvents, and Water
- Twice the Tensile Strength of PVC
- Three Times the Tear and Abrasion Resistance of PVC
- Superior Low-Temperature Flexibility to -20°C
- Ultraviolet Light Stability (jacket color black)
- Extraordinary Fungus Resistance



#### XTRA•GUARD 2 APPLICATIONS:

- CNC Machine Centers
- Automotive Assembly Plant Operations
- Military Ground Support Systems
- Packaging Machinery
- Petrochemical Plant Operations
- Geophysical Exploration Equipment

#### CHARACTERISTICS

##### OPERATING TEMPERATURE:

- -20°C to 105°C

##### VOLTAGE RATING:

- 600 Volt

##### COLOR DESCRIPTION:

- Color Code: Chart E [Doc#7397](#) Page 375
- Jacket Colors: Yellow, Orange, Blue, Green, Red, Black, White and Gray

##### PRODUCT DESCRIPTION:

- Conductor: Stranded Tinned Copper
- Insulation: Color-Coded Premium PVC
- Nylon Rip Cord for Ease of Jacket Stripping
- Jacket: Specially Formulated Polyurethane

#### SPECIFICATIONS

- UL AWM Style 20952
- CSA AWM I A/B II A/B FT1
- Passes UL VW-1 Flame Test
- Passes CSA FT1 Flame Test



Recognized  
Component  
Underwriters Laboratories Inc.



Passes  
UL VW-1 Flame Test  
Underwriters Laboratories Inc.



Certified  
Canadian Standards Association



#### AVAILABILITY

- Made-To-Order: All available jacket colors, 1,000 ft (305m) minimum

#### FIT® TUBING RECOMMENDATION

**FIT®-750** – Bonding Adhesive Lined, Irradiated Polyolefin (See [Doc#7371](#) Page 127 for Product Specifications)

**FOR COMPLETE PRODUCT PERFORMANCE DATA, SEE TECHNICAL SECTION [Doc#7394](#).**

**18 AWG** (0,81mm<sup>2</sup>), **16/30** (16x0,25mm), Insulation Thickness: **0.032"** (0,81mm)

XTRA•GUARD 2 Part No.	No. of Cond.	Jacket Thickness		Nominal Diameter	
		Inches	mm	Inches	mm
25422	2	0.063	1,60	0.34	8,9
25423	3	0.063	1,60	0.37	9,4
25424	4	0.063	1,60	0.42	10,8
25427	7	0.063	1,60	0.50	12,8
25429	9	0.063	1,60	0.55	13,9
25429/12	12	0.063	1,60	0.61	15,4

**16 AWG** (1,23mm<sup>2</sup>), **19/0.0117** (19x0,29mm), Insulation Thickness: **0.032"** (0,81mm)

XTRA•GUARD 2 Part No.	No. of Cond.	Jacket Thickness		Nominal Diameter	
		Inches	mm	Inches	mm
25432	2	0.063	1,60	0.37	9,5
25433	3	0.063	1,60	0.40	10,1
25434	4	0.063	1,60	0.46	11,7
25435	5	0.063	1,60	0.49	12,6
25439	9	0.063	1,60	0.60	15,3
25439/12	12	0.063	1,60	0.67	17,0
25439/19	19	0.083	2,11	0.83	21,2

**14 AWG** (2,08mm<sup>2</sup>), **41/30** (41x0,25mm), Insulation Thickness: **0.032"** (0,81mm)

XTRA•GUARD 2 Part No.	No. of Cond.	Jacket Thickness		Nominal Diameter	
		Inches	mm	Inches	mm
25442	2	0.063	1,60	0.40	10,2
25443	3	0.063	1,60	0.43	10,8
25444	4	0.063	1,60	0.48	12,3
25445	5	0.063	1,60	0.52	13,2
25449	9	0.063	1,60	0.64	16,2
25449/12	12	0.063	1,60	0.71	18,0

**UL AWM 20668  
CSA AWM I A/B II A/B FT1  
300 VOLT**

### MULTICONDUCTOR, FOIL SHIELD EXTRA-RUGGED POLYURETHANE JACKET

#### CHOOSE XTRA•GUARD 2 FOR:

- Now Rated to 90°C!
- Unmatched Resistance to Oils, Fuels, Solvents, and Water
- Twice the Tensile Strength of PVC
- Three Times the Tear and Abrasion Resistance of PVC
- Superior Low-Temperature Flexibility to -20°C
- Ultraviolet Light Stability (jacket color black)
- Extraordinary Fungus Resistance

#### XTRA•GUARD 2 APPLICATIONS:

- CNC Machine Centers
- Automotive Assembly Plant Operations
- Military Ground Support Systems
- Packaging Machinery
- Petrochemical Plant Operations
- Geophysical Exploration Equipment

#### CHARACTERISTICS

##### OPERATING TEMPERATURE:

- -20°C to 90°C

##### VOLTAGE RATING:

- 300 Volt

##### COLOR DESCRIPTION:

- Color Code: 24, 22 AWG Chart E [Doc#7397](#) Page 375, 20 AWG Chart D [Doc#7397](#) Page 375
- Jacket Colors: Yellow, Orange, Blue, Green, Red, Black, White and Gray

##### PRODUCT DESCRIPTION:

- Conductor: Stranded Tinned Copper
- Insulation: Color-Coded Premium PVC
- Shield: Aluminum/Polyester Foil Facing In with Stranded Tinned Copper Drain Wire Equal in Size to Insulated Conductors of Cable
- Nylon Rip Cord for Ease of Jacket Stripping
- Jacket: Specially Formulated Polyurethane

#### SPECIFICATIONS

- UL AWM Style 20668
- CSA AWM I A/B II A/B FT1
- Passes UL VW-1 Flame Test
- Passes CSA FT1 Flame Test

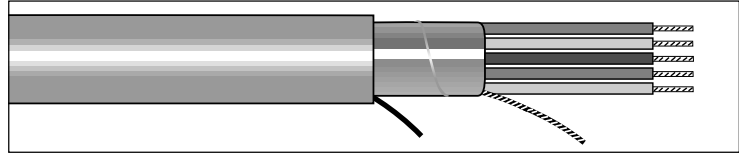


#### AVAILABILITY

- ▲ In Stock: 500 ft (152m) and 1000 ft (305m) put-ups, check for jacket color availability
- Made-To-Order: All available jacket colors, 1,000 ft (305m) minimum

#### FIT® TUBING RECOMMENDATION

**FIT®-750** – Bonding Adhesive Lined, Irradiated Polyolefin (See [Doc#7371](#) Page 127 for Product Specifications)



**24 AWG (0,23mm<sup>2</sup>), 7/32 (7x0,20mm), Insulation Thickness: 0.010" (0,25mm)**

XTRA•GUARD 2 Part No.	No. of Cond.	Jacket Thickness		Nominal Diameter	
		Inches	mm	Inches	mm
▲ 25092	2	0.032	0,81	0.16	4,1
▲ 25093	3	0.032	0,81	0.17	4,3
25094	4	0.032	0,81	0.18	4,5
25096	6	0.032	0,81	0.20	5,1
▲ 25098	8	0.032	0,81	0.22	5,6
▲ 25100	10	0.032	0,81	0.25	6,3
25100/15	15	0.032	0,81	0.27	6,9
25100/20	20	0.032	0,81	0.30	7,6
25100/25	25	0.032	0,81	0.33	8,3

**22 AWG (0,35mm<sup>2</sup>), 7/30 (7x0,25mm), Insulation Thickness: 0.010" (0,25mm)**

XTRA•GUARD 2 Part No.	No. of Cond.	Jacket Thickness		Nominal Diameter	
		Inches	mm	Inches	mm
25192	2	0.032	0,81	0.18	4,6
25193	3	0.032	0,81	0.19	4,9
25194	4	0.032	0,81	0.20	5,1
▲ 25196	6	0.032	0,81	0.23	5,9
25198	8	0.032	0,81	0.25	6,4
25199/10	10	0.032	0,81	0.28	7,0
25199/15	15	0.032	0,81	0.31	7,9
25199/20	20	0.032	0,81	0.34	8,6
25199/25	25	0.032	0,81	0.38	9,7
25199/30	30	0.032	0,81	0.40	10,2
25199/40	40	0.032	0,81	0.45	11,5
25199/50	50	0.032	0,81	0.49	12,5

**20 AWG (0,56mm<sup>2</sup>), 7/28 (7x0,32mm), Insulation Thickness: 0.017" (0,43mm)**

XTRA•GUARD 2 Part No.	No. of Cond.	Jacket Thickness		Nominal Diameter	
		Inches	mm	Inches	mm
25462	2	0.032	0,81	0.21	5,4
25463	3	0.032	0,81	0.22	5,6
▲ 25464	4	0.032	0,81	0.24	6,1
25466	6	0.032	0,81	0.28	7,1
▲ 25468	8	0.032	0,81	0.31	7,9
25470	10	0.032	0,81	0.35	8,9
25470/15	15	0.032	0,81	0.41	10,4
25470/20	20	0.032	0,81	0.46	11,6
25470/25	25	0.032	0,81	0.50	12,7
25470/30	30	0.032	0,81	0.54	13,6
25470/40	40	0.053	1,35	0.65	16,4
25470/50	50	0.053	1,35	0.71	17,9

Additional AWG sizes on next page.

**FOR COMPLETE PRODUCT PERFORMANCE DATA, SEE TECHNICAL SECTION [Doc#7394](#).**

### MULTICONDUCTOR, FOIL SHIELD EXTRA-RUGGED POLYURETHANE JACKET

UL AWM 20668  
CSA AWM I A/B II A/B FT1  
300 VOLT

#### CHOOSE XTRA•GUARD 2 FOR:

- Now Rated to 90°C!
- Unmatched Resistance to Oils, Fuels, Solvents, and Water
- Twice the Tensile Strength of PVC
- Three Times the Tear and Abrasion Resistance of PVC
- Superior Low-Temperature Flexibility to -20°C
- Ultraviolet Light Stability (jacket color black)
- Extraordinary Fungus Resistance

#### XTRA•GUARD 2 APPLICATIONS:

- CNC Machine Centers
- Automotive Assembly Plant Operations
- Military Ground Support Systems
- Packaging Machinery
- Petrochemical Plant Operations
- Geophysical Exploration Equipment

#### CHARACTERISTICS

##### OPERATING TEMPERATURE:

- -20°C to 90°C

##### VOLTAGE RATING:

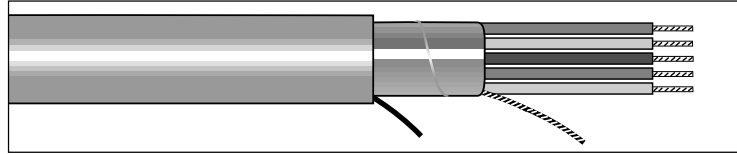
- 300 Volt

##### COLOR DESCRIPTION:

- Color Code: Chart D [Doc#7397](#) Page 375
- Jacket Colors: Yellow, Orange, Blue, Green, Red, Black, White and Gray

##### PRODUCT DESCRIPTION:

- Conductor: Stranded Tinned Copper
- Insulation: Color-Coded Premium PVC
- Shield: Aluminum/Polyester Foil Facing In with Stranded Tinned Copper Drain Wire Equal in Size to Insulated Conductors of Cable
- Nylon Rip Cord for Ease of Jacket Stripping
- Jacket: Specially Formulated Polyurethane



18 AWG (0,81mm<sup>2</sup>), 16/30 (16x0,25mm), Insulation Thickness: 0.017" (0,43mm)

XTRA•GUARD 2 Part No.	No. of Cond.	Jacket Thickness Inches	Jacket Thickness mm	Nominal Diameter Inches	Nominal Diameter mm
▲ 25382, 25382/1*	2	0.032	0,81	0.23	5,9
25383, 25383/1*	3	0.032	0,81	0.24	6,1
▲ 25384	4	0.032	0,81	0.26	6,6
25386	6	0.032	0,81	0.31	7,9
▲ 25388	8	0.032	0,81	0.33	8,3
25390	10	0.032	0,81	0.39	9,9
25390/15	15	0.032	0,81	0.45	11,5
25390/20	20	0.032	0,81	0.51	13,0
25390/25	25	0.053	1,35	0.56	14,2
25390/30	30	0.053	1,35	0.64	16,4
25390/40	40	0.053	1,35	0.72	18,3
25390/50	50	0.053	1,35	0.79	20,1

16 AWG (1,23mm<sup>2</sup>), 19/0.0117 (19x0,29mm), Insulation Thickness: 0.017" (0,43mm)

XTRA•GUARD 2 Part No.	No. of Cond.	Jacket Thickness Inches	Jacket Thickness mm	Nominal Diameter Inches	Nominal Diameter mm
▲ 25362, 25362/1*	2	0.032	0,81	0.25	6,4
▲ 25363, 25363/1*	3	0.032	0,81	0.27	6,9
25364	4	0.032	0,81	0.29	7,4
25366	6	0.032	0,81	0.35	8,9
25368	8	0.032	0,81	0.38	9,7
25370	10	0.032	0,81	0.44	11,2
25370/15	15	0.032	0,81	0.49	12,5
25370/20	20	0.053	1,35	0.59	14,9
25370/25	25	0.053	1,35	0.66	16,8
25370/30	30	0.053	1,35	0.71	18,0
25370/40	40	0.083	2,11	0.89	22,6
25370/50	50	0.083	2,11	0.97	24,6

\*Conductors color coded per international standards: brown, blue, green/yellow.

#### SPECIFICATIONS

- UL AWM Style 20668
- CSA AWM I A/B II A/B FT1
- Passes UL VW-1 Flame Test
- Passes CSA FT1 Flame Test



Underwriters Laboratories Inc. Underwriters Laboratories Inc. Canadian Standards Association

#### AVAILABILITY

- ▲ In Stock: 500 ft (152m) and 1000 ft (305m) put-ups, check for jacket color availability
- Made-To-Order: All available jacket colors, 1,000 ft (305m) minimum

#### FIT® TUBING RECOMMENDATION

FIT®-750 – Bonding Adhesive Lined, Irradiated Polyolefin (See [Doc#7371](#) Page 127 for Product Specifications)

FOR COMPLETE PRODUCT PERFORMANCE DATA, SEE TECHNICAL SECTION [Doc#7394](#).

**UL AWM 20952**  
**CSA AWM I A/B II A/B FT1**  
**600 VOLT**

## MULTICONDUCTOR, FOIL SHIELD EXTRA-RUGGED POLYURETHANE JACKET

### CHOOSE XTRA•GUARD 2 FOR:

- Now Rated to 105°C!
- Unmatched Resistance to Oils, Fuels, Solvents, and Water
- Twice the Tensile Strength of PVC
- Three Times the Tear and Abrasion Resistance of PVC
- Superior Low-Temperature Flexibility to -20°C
- Ultraviolet Light Stability (jacket color black)
- Extraordinary Fungus Resistance

### XTRA•GUARD 2 APPLICATIONS:

- CNC Machine Centers
- Automotive Assembly Plant Operations
- Military Ground Support Systems
- Packaging Machinery
- Petrochemical Plant Operations
- Geophysical Exploration Equipment

### CHARACTERISTICS

#### OPERATING TEMPERATURE:

- -20°C to 105°C

#### VOLTAGE RATING:

- 600 Volt

#### COLOR DESCRIPTION:

- Color Code: Chart E [Doc#7397](#) Page 375
- Jacket Colors: Yellow, Orange, Blue, Green, Red, Black, White and Gray

#### PRODUCT DESCRIPTION:

- Conductor: Stranded Tinned Copper
- Insulation: Color-Coded Premium PVC
- Shield: Aluminum/Polyester Foil Facing In with Stranded Tinned Copper Drain Wire Equal in Size to Insulated Conductors of Cable
- Nylon Rip Cord for Ease of Jacket Stripping
- Jacket: Specially Formulated Polyurethane

### SPECIFICATIONS

- UL AWM Style 20952
- CSA AWM I A/B II A/B FT1
- Passes UL VW-1 Flame Test
- Passes CSA FT1 Flame Test



Recognized Component  
 Underwriters Laboratories Inc.



Passes UL VW-1 Flame Test  
 Underwriters Laboratories Inc.



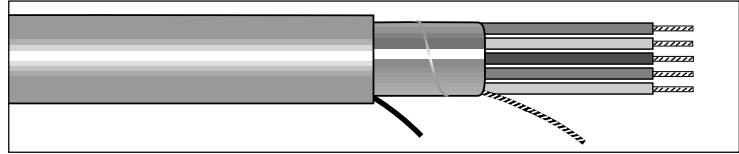
Certified  
 Canadian Standards Association

### AVAILABILITY

- ▲ In Stock: 500 ft (152m) and 1000 ft (305m) put-ups, check for jacket color availability
- Made-To-Order: All available jacket colors, 1,000 ft (305m) minimum

### FIT® TUBING RECOMMENDATION

**FIT®-750** – Bonding Adhesive Lined, Irradiated Polyolefin (See [Doc#7371](#) Page 127 for Product Specifications)



**18 AWG (0,81mm<sup>2</sup>), 16/30 (16x0,25mm), Insulation Thickness: 0.032" (0,81mm)**

XTRA•GUARD 2 Part No.	No. of Cond.	Jacket Thickness		Nominal Diameter	
		Inches	mm	Inches	mm
▲ 25430/2	2	0.063	1,60	0.35	9,0
25430/3	3	0.063	1,60	0.37	9,5
25430/4	4	0.063	1,60	0.43	10,9
25430/5	5	0.063	1,60	0.46	11,6
25430/7	7	0.063	1,60	0.51	12,9
25430/9	9	0.063	1,60	0.55	14,0
25430/12	12	0.063	1,60	0.61	15,5
25430/15	15	0.063	1,60	0.66	16,8
25430/19	19	0.063	1,60	0.72	18,4

**16 AWG (1,23mm<sup>2</sup>), 19/0.0117 (19x0,29mm), Insulation Thickness: 0.032" (0,81mm)**

XTRA•GUARD 2 Part No.	No. of Cond.	Jacket Thickness		Nominal Diameter	
		Inches	mm	Inches	mm
25440/2	2	0.063	1,60	0.38	9,7
25440/3	3	0.063	1,60	0.40	10,2
25440/4	4	0.063	1,60	0.46	11,8
25440/5	5	0.063	1,60	0.50	12,7
25440/7	7	0.063	1,60	0.56	14,1
25440/9	9	0.063	1,60	0.61	15,4
25440/12	12	0.063	1,60	0.67	17,1
25440/15	15	0.063	1,60	0.72	18,3

**14 AWG (2,08mm<sup>2</sup>), 41/30 (41x0,25mm), Insulation Thickness: 0.032" (0,81mm)**

XTRA•GUARD 2 Part No.	No. of Cond.	Jacket Thickness		Nominal Diameter	
		Inches	mm	Inches	mm
25450/2	2	0.063	1,60	0.41	10,4
25450/3	3	0.063	1,60	0.43	11,0
25450/4	4	0.063	1,60	0.49	12,4
25450/5	5	0.063	1,60	0.52	13,3
25450/7	7	0.063	1,60	0.59	14,9
25450/9	9	0.063	1,60	0.64	16,3
25450/12	12	0.063	1,60	0.71	18,1
25450/15	15	0.063	1,60	0,78	19,8

**FOR COMPLETE PRODUCT PERFORMANCE DATA, SEE TECHNICAL SECTION [Doc#7394](#).**

### MULTICONDUCTOR, SUPRASHIELD® EXTRA-RUGGED POLYURETHANE JACKET

UL AWM 20668  
CSA AWM I A/B II A/B FT1  
300 VOLT

#### CHOOSE XTRA•GUARD 2 FOR:

- Now Rated to 90°C!
- Unmatched Resistance to Oils, Fuels, Solvents, and Water
- Twice the Tensile Strength of PVC
- Three Times the Tear and Abrasion Resistance of PVC
- Superior Low-Temperature Flexibility to -20°C
- Ultraviolet Light Stability (jacket color black)
- **SUPRASHIELD** – Twice as Effective as Foil Shielding

#### XTRA•GUARD 2 APPLICATIONS:

- CNC Machine Centers
- Automotive Assembly Plant Operations
- Packaging Machinery
- Petrochemical Plant Operations
- Geophysical Exploration Equipment

#### CHARACTERISTICS

##### OPERATING TEMPERATURE:

- -20°C to 90°C

##### VOLTAGE RATING:

- 300 Volt

##### COLOR DESCRIPTION:

- Color Code: 24, 22 AWG Chart E [Doc#7397](#) Page 375, 20 AWG Chart D [Doc#7397](#) Page 375
- Jacket Colors: Yellow, Orange, Blue, Green, Red, Black, White and Gray

##### PRODUCT DESCRIPTION:

- Conductor: Stranded Tinned Copper
- Insulation: Color-Coded Premium PVC
- **SUPRASHIELD**: Aluminum/Polyester/Aluminum Foil with Stranded Tinned Copper Drain Wire Equal in Size to Insulated Conductors of Cable plus 70% Overall Braid of Tinned Copper
- Nylon Rip Cord for Ease of Jacket Stripping
- Jacket: Specially Formulated Polyurethane

#### SPECIFICATIONS

- UL AWM Style 20668
- CSA AWM I A/B II A/B FT1
- Passes UL VW-1 Flame Test
- Passes CSA FT1 Flame Test



Recognized Component  
Underwriters Laboratories Inc.



Passes UL VW-1 Flame Test  
Underwriters Laboratories Inc.



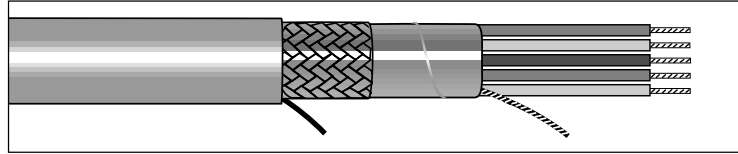
CE Certified  
Canadian Standards Association

#### AVAILABILITY

- ▲ In Stock: 500 ft (152m) and 1000 ft (305m) put-ups, check for jacket color availability
- Made-To-Order: All available jacket colors, 1,000 ft (305m) minimum

#### FIT® TUBING RECOMMENDATION

**FIT®-750** – Bonding Adhesive Lined, Irradiated Polyolefin (See [Doc#7371](#) Page 127 for Product Specifications)



**24 AWG** (0,23mm<sup>2</sup>), **7/32** (7x0,20mm), Insulation Thickness: **0.010"** (0,25mm)

XTRA•GUARD 2 Part No.	No. of Cond.	Jacket Thickness		Nominal Diameter	
		Inches	mm	Inches	mm
25112	2	0.032	0,81	0.18	4,6
25113	3	0.032	0,81	0.19	4,8
▲ 25114	4	0.032	0,81	0.21	5,4
25116	6	0.032	0,81	0.23	5,9
25118	8	0.032	0,81	0.25	6,4
25120	10	0.032	0,81	0.27	6,9
▲ 25120/15	15	0.032	0,81	0.30	7,6
25120/20	20	0.032	0,81	0.33	8,4
25120/25	25	0.032	0,81	0.36	9,2
25120/30	30	0.032	0,81	0.38	9,7
25120/40	40	0.032	0,81	0.43	10,9
25120/50	50	0.032	0,81	0.46	11,7

**22 AWG** (0,35mm<sup>2</sup>), **7/30** (7x0,25mm), Insulation Thickness: **0.010"** (0,25mm)

XTRA•GUARD 2 Part No.	No. of Cond.	Jacket Thickness		Nominal Diameter	
		Inches	mm	Inches	mm
25102	2	0.032	0,81	0.20	5,0
25103	3	0.032	0,81	0.21	5,4
25104	4	0.032	0,81	0.22	5,6
25106	6	0.032	0,81	0.25	6,4
25108	8	0.032	0,81	0.27	6,9
25110	10	0.032	0,81	0.30	7,6
25110/15	15	0.032	0,81	0.33	8,4
25110/20	20	0.032	0,81	0.36	9,2
25110/25	25	0.032	0,81	0.39	9,8
25110/30	30	0.032	0,81	0.42	10,9
25110/40	40	0.032	0,81	0.47	11,8
25110/50	50	0.032	0,81	0.51	12,9

**20 AWG** (0,56mm<sup>2</sup>), **7/28** (7x0,32mm), Insulation Thickness: **0.017"** (0,43mm)

XTRA•GUARD 2 Part No.	No. of Cond.	Jacket Thickness		Nominal Diameter	
		Inches	mm	Inches	mm
25152	2	0.032	0,81	0.23	5,9
▲ 25153	3	0.032	0,81	0.26	6,6
▲ 25154	4	0.032	0,81	0.28	7,1
25156	6	0.032	0,81	0.32	8,0
25158	8	0.032	0,81	0.35	8,8
25160	10	0.032	0,81	0.37	9,5
25160/15	15	0.032	0,81	0.43	10,9
25160/20	20	0.032	0,81	0.48	12,1
25160/25	25	0.032	0,81	0.52	13,2
25160/30	30	0.032	0,81	0.56	14,2
25160/40	40	0.053	1,35	0.67	17,0
25160/50	50	0.053	1,35	0.73	18,5

**FOR COMPLETE PRODUCT PERFORMANCE DATA, SEE TECHNICAL SECTION [Doc#7394](#).**



**UL AWM 20668  
CSA AWM I A/B II A/B FT1  
300 VOLT**

## MULTICONDUCTOR, SUPRASHIELD® EXTRA-RUGGED POLYURETHANE JACKET

### CHOOSE XTRA•GUARD 2 FOR:

- Now Rated to 90°C!
- Unmatched Resistance to Oils, Fuels, Solvents, and Water
- Twice the Tensile Strength of PVC
- Three Times the Tear and Abrasion Resistance of PVC
- Superior Low-Temperature Flexibility to -20°C
- Ultraviolet Light Stability (jacket color black)
- **SUPRASHIELD** – Twice as Effective as Foil Shielding

### XTRA•GUARD 2 APPLICATIONS:

- CNC Machine Centers
- Automotive Assembly Plant Operations
- Packaging Machinery
- Petrochemical Plant Operations
- Geophysical Exploration Equipment

### CHARACTERISTICS

#### OPERATING TEMPERATURE:

- -20°C to 90°C

#### VOLTAGE RATING:

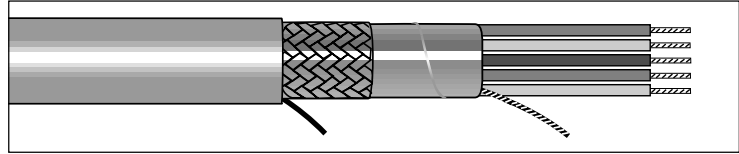
- 300 Volt

#### COLOR DESCRIPTION:

- Color Code: Chart D [Doc#7397](#) Page 375
- Jacket Colors: Yellow, Orange, Blue, Green, Red, Black, White and Gray

#### PRODUCT DESCRIPTION:

- Conductor: Stranded Tinned Copper
- Insulation: Color-Coded Premium PVC
- **SUPRASHIELD**: Aluminum/Polyester/Aluminum Foil with Stranded Tinned Copper Drain Wire Equal in Size to Insulated Conductors of Cable plus 70% Overall Braid of Tinned Copper
- Nylon Rip Cord for Ease of Jacket Stripping
- Jacket: Specially Formulated Polyurethane



**18 AWG (0,81mm²), 16/30 (16x0,25mm), Insulation Thickness: 0.017" (0,43mm)**

XTRA•GUARD 2 Part No.	No. of Cond.	Jacket Thickness		Nominal Diameter	
		Inches	mm	Inches	mm
25162, 25162/1*	2	0.032	0,81	0.25	6,5
25163, 25163/1*	3	0.032	0,81	0.28	7,2
25164	4	0.032	0,81	0.31	7,8
25166	6	0.032	0,81	0.35	8,9
▲ 25168	8	0.032	0,81	0.38	9,7
▲ 25170	10	0.032	0,81	0.41	10,5
25170/15	15	0.032	0,81	0.48	12,1
25170/20	20	0.032	0,81	0.53	13,5
25170/25	25	0.053	1,35	0.62	15,8
25170/30	30	0.053	1,35	0.67	16,9
25170/40	40	0.053	1,35	0.74	18,9

**16 AWG (1,23mm²), 19/0.0117 (19x0,29mm), Insulation Thickness: 0.017" (0,43mm)**

XTRA•GUARD 2 Part No.	No. of Cond.	Jacket Thickness		Nominal Diameter	
		Inches	mm	Inches	mm
25172, 25172/1*	2	0.032	0,81	0.28	7,2
25173, 25173/1*	3	0.032	0,81	0.32	8,0
25174	4	0.032	0,81	0.34	8,8
25176	6	0.032	0,81	0.39	10,0
25178	8	0.032	0,81	0.43	11,0
25180	10	0.032	0,81	0.47	11,9
25180/15	15	0.032	0,81	0.55	13,9
25180/20	20	0.053	1,35	0.65	16,6
25180/25	25	0.053	1,35	0.71	18,0
25180/30	30	0.053	1,35	0.76	19,3
25180/40	40	0.083	2,11	0.91	23,1

\*Conductors color coded per international standards: brown, blue, green/yellow.

### SPECIFICATIONS

- UL AWM Style 20668
- CSA AWM I A/B II A/B FT1
- Passes UL VW-1 Flame Test
- Passes CSA FT1 Flame Test



Underwriters Laboratories Inc. Underwriters Laboratories Inc. Canadian Standards Association

### AVAILABILITY

- ▲ In Stock: 500 ft (152m) and 1000 ft (305m) put-ups, check for jacket color availability
- Made-To-Order: All available jacket colors, 1,000 ft (305m) minimum

### FIT® TUBING RECOMMENDATION

**FIT®-750** – Bonding Adhesive Lined, Irradiated Polyolefin (See [Doc#7371](#) Page 127 for Product Specifications)

**FOR COMPLETE PRODUCT PERFORMANCE DATA, SEE TECHNICAL SECTION [Doc#7394](#).**

### MULTICONDUCTOR, SUPRASHIELD®

EXTRA-RUGGED POLYURETHANE JACKET

UL AWM 20952  
CSA AWM I A/B II A/B FT1  
600 VOLT

#### CHOOSE XTRA•GUARD 2 FOR:

- Now Rated to 105°C!
- Unmatched Resistance to Oils, Fuels, Solvents, and Water
- Twice the Tensile Strength of PVC
- Three Times the Tear and Abrasion Resistance of PVC
- Superior Low-Temperature Flexibility to -20°C
- Ultraviolet Light Stability (jacket color black)
- SUPRASHIELD** – Twice as Effective as Foil Shielding

#### XTRA•GUARD 2 APPLICATIONS:

- CNC Machine Centers
- Automotive Assembly Plant Operations
- Packaging Machinery
- Petrochemical Plant Operations
- Geophysical Exploration Equipment

#### CHARACTERISTICS

##### OPERATING TEMPERATURE:

- 20°C to 105°C

##### VOLTAGE RATING:

- 600 Volt

##### COLOR DESCRIPTION:

- Color Code: Chart E [Doc#7397](#) Page 375
- Jacket Colors: Yellow, Orange, Blue, Green, Red, Black, White and Gray

##### PRODUCT DESCRIPTION:

- Conductor: Stranded Tinned Copper
- Insulation: Color-Coded Premium PVC
- SUPRASHIELD**: Aluminum/Polyester/Aluminum Foil with Stranded Tinned Copper Drain Wire Equal in Size to Insulated Conductors of Cable plus 70% Overall Braid of Tinned Copper
- Nylon Rip Cord for Ease of Jacket Stripping
- Jacket: Specially Formulated Polyurethane

#### SPECIFICATIONS

- UL AWM Style 20952
- CSA AWM I A/B II A/B FT1
- Passes UL VW-1 Flame Test
- Passes CSA FT1 Flame Test



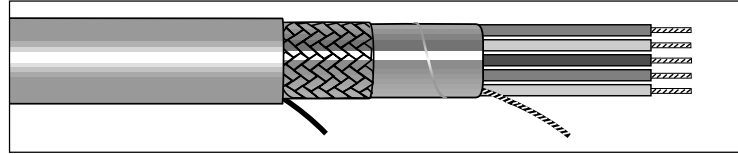
Underwriters Laboratories Inc. Underwriters Laboratories Inc. Canadian Standards Association

#### AVAILABILITY

- In Stock:** 500 ft (152m) and 1000 ft (305m) put-ups, check for jacket color availability
- Made-To-Order:** All available jacket colors, 1,000 ft (305m) minimum

#### FIT® TUBING RECOMMENDATION

**FIT®-750** – Bonding Adhesive Lined, Irradiated Polyolefin (See [Doc#7371](#) Page 127 for Product Specifications)



**18 AWG** (0,81mm<sup>2</sup>), **16/30** (16x0,25mm), Insulation Thickness: **0.032"** (0,81mm)

XTRA•GUARD 2 Part No.	No. of Cond.	Jacket Thickness		Nominal Diameter	
		Inches	mm	Inches	mm
25522	2	0.063	1,60	0.38	9,6
25523	3	0.063	1,60	0.40	10,1
25524	4	0.063	1,60	0.45	11,4
25525	5	0.063	1,60	0.48	12,2
25527	7	0.063	1,60	0.53	13,5
25529	9	0.063	1,60	0.57	14,6

**16 AWG** (1,23mm<sup>2</sup>), **19/0.0117** (19x0,29mm), Insulation Thickness: **0.032"** (0,81mm)

XTRA•GUARD 2 Part No.	No. of Cond.	Jacket Thickness		Nominal Diameter	
		Inches	mm	Inches	mm
25532	2	0.063	1,60	0.40	10,2
25533	3	0.063	1,60	0.42	10,8
▲ 25534	4	0.063	1,60	0.49	12,4
25535	5	0.063	1,60	0.52	13,2
25537	7	0.063	1,60	0.58	14,7
25539	9	0.063	1,60	0.63	16,0
25539/12	12	0.063	1,60	0.69	17,6
25539/15	15	0.083	2,11	0.79	20,0
25539/19	19	0.083	2,11	0.86	21,9

**14 AWG** (2,08mm<sup>2</sup>), **41/30** (41x0,25mm), Insulation Thickness: **0.032"** (0,81mm)

XTRA•GUARD 2 Part No.	No. of Cond.	Jacket Thickness		Nominal Diameter	
		Inches	mm	Inches	mm
25542	2	0.063	1,60	0.43	10,9
25543	3	0.063	1,60	0.45	11,5
▲ 25544	4	0.063	1,60	0.51	13,0
25545	5	0.063	1,60	0.55	13,9
25547	7	0.063	1,60	0.61	15,5
25549	9	0.063	1,60	0.66	16,8
25549/12	12	0.083	2,11	0.77	19,6

**FOR COMPLETE PRODUCT PERFORMANCE DATA, SEE TECHNICAL SECTION [Doc#7394](#).**

**UL AWM 20668  
CSA AWM I A/B II A/B FT1  
300 VOLT**

## MULTIPAIR, FOIL SHIELD EXTRA-RUGGED POLYURETHANE JACKET

### CHOOSE XTRA•GUARD 2 FOR:

- Now Rated to 90°C!
- Unmatched Resistance to Oils, Fuels, Solvents, and Water
- Twice the Tensile Strength of PVC
- Three Times the Tear and Abrasion Resistance of PVC
- Superior Low-Temperature Flexibility to -20°C
- Ultraviolet Light Stability (jacket color black)
- Extraordinary Fungus Resistance

### XTRA•GUARD 2 APPLICATIONS:

- CNC Machine Centers
- Automotive Assembly Plant Operations
- Military Ground Support Systems
- Packaging Machinery
- Petrochemical Plant Operations
- Geophysical Exploration Equipment

### CHARACTERISTICS

#### OPERATING TEMPERATURE:

- -20°C to 90°C

#### VOLTAGE RATING:

- 300 Volt

#### COLOR DESCRIPTION:

- Color Code: 24, 22 AWG Chart B [Doc#7397](#) Page 374, 20, 18 AWG Chart A [Doc#7397](#) Page 374
- Jacket Colors: Yellow, Orange, Blue, Green, Red, Black, White and Gray

#### PRODUCT DESCRIPTION:

- Conductor: Stranded Tinned Copper
- Insulation: Color-Coded Premium PVC
- Shield: Aluminum/Polyester Foil Facing In with Stranded Tinned Copper Drain Wire Equal in Size to Insulated Conductors of Cable
- Nylon Rip Cord for Ease of Jacket Stripping
- Jacket: Specially Formulated Polyurethane

### SPECIFICATIONS

- UL AWM Style 20668
- CSA AWM I A/B II A/B FT1
- Passes UL VW-1 Flame Test
- Passes CSA FT1 Flame Test



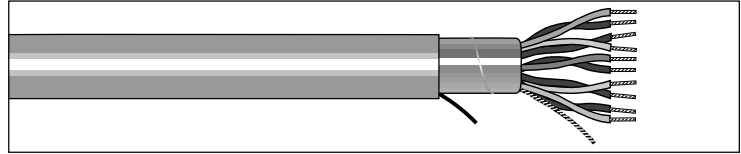
Underwriters Laboratories Inc. Underwriters Laboratories Inc. Canadian Standards Association

### AVAILABILITY

- Made-To-Order: All available jacket colors, 1,000 ft (305m) minimum

### FIT® TUBING RECOMMENDATION

**FIT®-750** – Bonding Adhesive Lined, Irradiated Polyolefin (See [Doc#7371](#) Page 127 for Product Specifications)



**24 AWG** (0,23mm<sup>2</sup>), **7/32** (7x0,20mm), Insulation Thickness: **0.010"** (0,25mm)

XTRA•GUARD 2 Part No.	No. of Pairs	Jacket Thickness		Nominal Diameter	
		Inches	mm	Inches	mm
25491	1	0.032	0,81	0.16	4,1
25492	2	0.032	0,81	0.21	5,2
25493	3	0.032	0,81	0.23	5,9
25494	4	0.032	0,81	0.25	6,5
25495	5	0.032	0,81	0.27	7,0
25496	6	0.032	0,81	0.29	7,4
25499	9	0.032	0,81	0.34	8,5
25499/11	11	0.032	0,81	0.36	9,2
25499/15	15	0.032	0,81	0.40	10,3
25499/19	19	0.032	0,81	0.44	11,2
25499/27	27	0.032	0,81	0.50	12,8

**22 AWG** (0,35mm<sup>2</sup>), **7/30** (7x0,25mm), Insulation Thickness: **0.010"** (0,25mm)

XTRA•GUARD 2 Part No.	No. of Pairs	Jacket Thickness		Nominal Diameter	
		Inches	mm	Inches	mm
25481	1	0.032	0,81	0.18	4,6
25482	2	0.032	0,81	0.23	5,8
25483	3	0.032	0,81	0.25	6,5
25484	4	0.032	0,81	0.27	7,0
25485	5	0.032	0,81	0.29	7,4
25486	6	0.032	0,81	0.32	8,0
25489	9	0.032	0,81	0.37	9,4
25489/11	11	0.032	0,81	0.40	10,3
25489/15	15	0.032	0,81	0.45	11,4
25489/19	19	0.032	0,81	0.49	12,5

**20 AWG** (0,56mm<sup>2</sup>), **7/28** (7x0,32mm), Insulation Thickness: **0.017"** (0,43mm)

XTRA•GUARD 2 Part No.	No. of Pairs	Jacket Thickness		Nominal Diameter	
		Inches	mm	Inches	mm
25452	2	0.032	0,81	0.30	7,7
25453	3	0.032	0,81	0.33	8,3
25456	6	0.032	0,81	0.42	10,7
25459	9	0.032	0,81	0.49	12,5
25459/12	12	0.032	0,81	0.53	13,5
25459/15	15	0.053	1,35	0.64	16,3

**18 AWG** (0,81mm<sup>2</sup>), **16/30** (16x0,25mm), Insulation Thickness: **0.017"** (0,43mm)

XTRA•GUARD 2 Part No.	No. of Pairs	Jacket Thickness		Nominal Diameter	
		Inches	mm	Inches	mm
25372	2	0.032	0,81	0.34	8,5
25373	3	0.032	0,81	0.36	9,2
25376	6	0.032	0,81	0.47	12,0
25379	9	0.053	1,35	0.55	14,0
25379/12	12	0.053	1,35	0.64	16,2

**FOR COMPLETE PRODUCT PERFORMANCE DATA, SEE TECHNICAL SECTION [Doc#7394](#).**

### MULTIPAIR, SUPRASHIELD® EXTRA-RUGGED POLYURETHANE JACKET

UL AWM 20668  
CSA AWM I A/B II A/B FT1  
300 VOLT

#### CHOOSE XTRA•GUARD 2 FOR:

- Now Rated to 90°C!
- Unmatched Resistance to Oils, Fuels, Solvents, and Water
- Twice the Tensile Strength of PVC
- Three Times the Tear and Abrasion Resistance of PVC
- Superior Low-Temperature Flexibility to -20°C
- Ultraviolet Light Stability (jacket color black)
- **SUPRASHIELD** – Twice as Effective as Foil Shielding

#### XTRA•GUARD 2 APPLICATIONS:

- CNC Machine Centers
- Automotive Assembly Plant Operations
- Packaging Machinery
- Petrochemical Plant Operations
- Geophysical Exploration Equipment

#### CHARACTERISTICS

##### OPERATING TEMPERATURE:

- -20°C to 90°C

##### VOLTAGE RATING:

- 300 Volt

##### COLOR DESCRIPTION:

- Color Code: 24, 22 AWG Chart B [Doc#7397](#) Page 374, 20, 18 AWG Chart A [Doc#7397](#) Page 374
- Jacket Colors: Yellow, Orange, Blue, Green, Red, Black, White and Gray

##### PRODUCT DESCRIPTION:

- Conductor: Stranded Tinned Copper
- Insulation: Color-Coded Premium PVC
- **SUPRASHIELD**: Aluminum/Polyester/Aluminum Foil with Stranded Tinned Copper Drain Wire Equal in Size to Insulated Conductors of Cable plus 70% Overall Braid of Tinned Copper
- Nylon Rip Cord for Ease of Jacket Stripping
- Jacket: Specially Formulated Polyurethane

#### SPECIFICATIONS

- UL AWM Style 20668
- CSA AWM I A/B II A/B FT1
- Passes UL VW-1 Flame Test
- Passes CSA FT1 Flame Test



Recognized Component  
Underwriters Laboratories Inc.



Passes UL VW-1 Flame Test  
Underwriters Laboratories Inc.



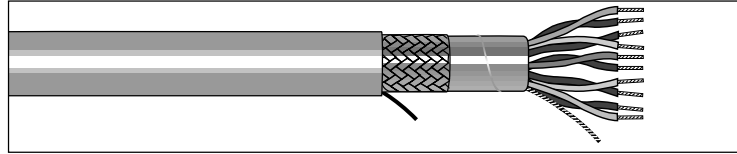
CE Certified  
Canadian Standards Association

#### AVAILABILITY

- ▲ In Stock: 500 ft (152m) and 1000 ft (305m) put-ups, check for jacket color availability
- Made-To-Order: All available jacket colors, 1,000 ft (305m) minimum

#### FIT® TUBING RECOMMENDATION

**FIT®-750** – Bonding Adhesive Lined, Irradiated Polyolefin (See [Doc#7371](#) Page 127 for Product Specifications)



**24 AWG** (0,23mm<sup>2</sup>), **7/32** (7x0,20mm), Insulation Thickness: **0.010"** (0,25mm)

XTRA•GUARD 2 Part No.	No. of Pairs	Jacket Thickness		Nominal Diameter	
		Inches	mm	Inches	mm
25271	1	0.032	0,81	0.18	4,6
25272	2	0.032	0,81	0.23	5,8
25273	3	0.032	0,81	0.25	6,5
25274	4	0.032	0,81	0.28	7,0
25275	5	0.032	0,81	0.30	7,5
25276	6	0.032	0,81	0.31	8,0
25279	9	0.032	0,81	0.36	9,1
25279/11	11	0.032	0,81	0.38	9,7
25279/15	15	0.032	0,81	0.43	10,8
25279/19	19	0.032	0,81	0.46	11,8

**22 AWG** (0,35mm<sup>2</sup>), **7/30** (7x0,25mm), Insulation Thickness: **0.010"** (0,25mm)

XTRA•GUARD 2 Part No.	No. of Pairs	Jacket Thickness		Nominal Diameter	
		Inches	mm	Inches	mm
25121	1	0.032	0,81	0.20	5,1
25122	2	0.032	0,81	0.25	6,3
25123	3	0.032	0,81	0.28	7,1
▲ 25124	4	0.032	0,81	0.31	7,8
25125	5	0.032	0,81	0.33	8,3
25126	6	0.032	0,81	0.35	8,9
25129	9	0.032	0,81	0.40	10,1
25129/11	11	0.032	0,81	0.43	10,9
25129/15	15	0.032	0,81	0.48	12,1

**20 AWG** (0,56mm<sup>2</sup>), **7/28** (7x0,32mm), Insulation Thickness: **0.017"** (0,43mm)

XTRA•GUARD 2 Part No.	No. of Pairs	Jacket Thickness		Nominal Diameter	
		Inches	mm	Inches	mm
25292	2	0.032	0,81	0.33	8,3
25293	3	0.032	0,81	0.35	8,9
25296	6	0.032	0,81	0.44	11,3
25299	9	0.032	0,81	0.51	13,0

**18 AWG** (0,81mm<sup>2</sup>), **16/30** (16x0,25mm), Insulation Thickness: **0.017"** (0,43mm)

XTRA•GUARD 2 Part No.	No. of Pairs	Jacket Thickness		Nominal Diameter	
		Inches	mm	Inches	mm
25132	2	0.032	0,81	0.36	9,1
▲ 25133	3	0.032	0,81	0.39	9,8
▲ 25136	6	0.032	0,81	0.49	12,5
▲ 25139	9	0.053	1,35	0.62	15,6
▲ 25139/12	12	0.053	1,35	0.66	16,8

**FOR COMPLETE PRODUCT PERFORMANCE DATA, SEE TECHNICAL SECTION [Doc#7394](#).**